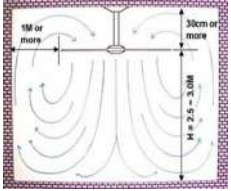








Is Your Fan Making Noise?

| | | |
|--------------------------|--|--|
| <p>1 STEP</p> | <p>Fan must be installed as per standard guidelines shown in the image (All atomberg accessories like down-rod, shackle kit and canopies must be used).</p> |  |
| <p>2 STEP</p> | <p>Extra wire bunch should not be pushed into the canopies. The wires should be tied properly in a way that it doesn't touch the canopy (loose wires can make noise while fan is running).</p> |  |
| <p>3 STEP</p> | <p>All screws on blade, canopy, down-rod and shackle kit must be tightened properly.</p> |  |
| <p>4 STEP</p> | <p>We recommend the use of D-type hooks. If any other type of hook is in use, then ensure that down-rod must not have any movement while the fan is running.</p> |  |
| <p>5 STEP</p> | <p>Regulator bypassing is recommended.</p> |  |