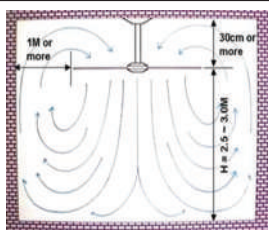
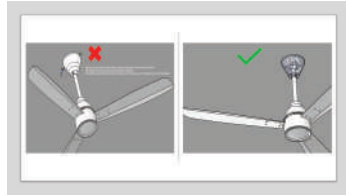






Is Your Fan Making Noise?

<h1 style="color: yellow;">1</h1> <p>STEP</p>	<p>Fan must be installed as per standard guidelines shown in the image (All atomberg accessories like down-rod, shackle kit and canopies must be used).</p>	
<h1 style="color: yellow;">2</h1> <p>STEP</p>	<p>Extra wire bunch should not be pushed into the canopies. The wires should be tied properly in a way that it doesn't touch the canopy (loose wires can make noise while fan is running).</p>	
<h1 style="color: yellow;">3</h1> <p>STEP</p>	<p>All screws on blade, canopy, down-rod and shackle kit must be tightened properly</p>	
<h1 style="color: yellow;">4</h1> <p>STEP</p>	<p>We recommend the use of D-type hooks. If any other type of hook is in use, then ensure that down-rod must not have any movement while the fan is running.</p>	
<h1 style="color: yellow;">5</h1> <p>STEP</p>	<p>Ensure that the minimum adjacent Gap between canopy & Motor should be keep at 3 to 5mm height.</p>	