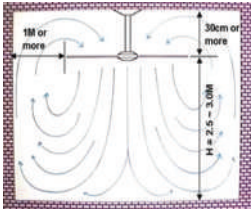
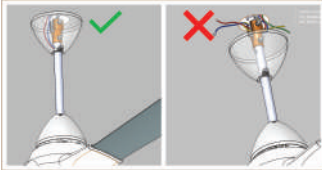






## Is Your Fan Making Noise?

<p><b>1</b> STEP</p>	<p>Fan must be installed as per standard guidelines shown in the image (All atomberg accessories like down-rod, shackle kit and canopies must be used).</p>	
<p><b>2</b> STEP</p>	<p>Extra wire bunch should not be pushed into the canopies. The wires should be tied properly in a way that it doesn't touch the canopy (loose wires can make noise while fan is running).</p>	
<p><b>3</b> STEP</p>	<p>All screws on blade, canopy, down-rod and shackle kit must be tightened properly</p>	
<p><b>4</b> STEP</p>	<p>We recommend the use of D-type hooks. If any other type of hook is in use, then ensure that down-rod must not have any movement while the fan is running.</p>	
<p><b>5</b> STEP</p>	<p>Ensure that the minimum adjacent Gap between canopy &amp; Motor should be keep at 3 to 5mm height.</p>	